



ARION

640 C 630 C 620 C



A reliable partner – ARION 600 C.





If you're looking for a reliable, high-performance tractor in the 140-170 hp category with everything you need to successfully perform those arduous everyday tasks, you need look no further than the ARION 600 C. It's comfortably equipped, economical to run, and so powerful that it can convincingly handle even the most difficult challenges.

Contents

CLAAS POWER SYSTEMS

Engine	6
Transmission	8
Construction	10
Rear linkage	12
Front loaders	14

Cab

Comfort	18
---------	----

EASY – Efficient Agriculture Systems

ISOBUS	22
Steering systems	24

Maintenance	26
First CLAAS Service	28

Features	30
Specifications	31



Unleash the power.



- Powerful 6.8 litre 6-cylinder engine: 140 to 165 hp (ECE R 120)
- 16/16 QUADRISHIFT transmission with four powershift speeds
- REVERSHIFT clutchless reverser
- Powerful hydraulics with flow rate of 60/98 l/min
- Turning radius only 4.85 m

Output

Top performance with minimal fuel consumption.

CPS (CLAAS POWER SYSTEMS): optimised drive for best results.

At CLAAS, machine development means an ongoing effort to achieve even greater efficiency and reliability as well as optimal profitability in the field. The CLAAS ARION 600 C is no exception; the entire drive train is of the utmost importance and encompasses much more than just a powerful engine.

In CLAAS POWER SYSTEMS (CPS), we have brought together top-quality components to create a drive system that is in a class of its own and always delivers maximum power when it's needed. CPS is ideally matched to the working system, featuring fuel-saving technology that quickly pays for itself. Power equals efficiency.



CPS | CLAAS
POWER
SYSTEMS

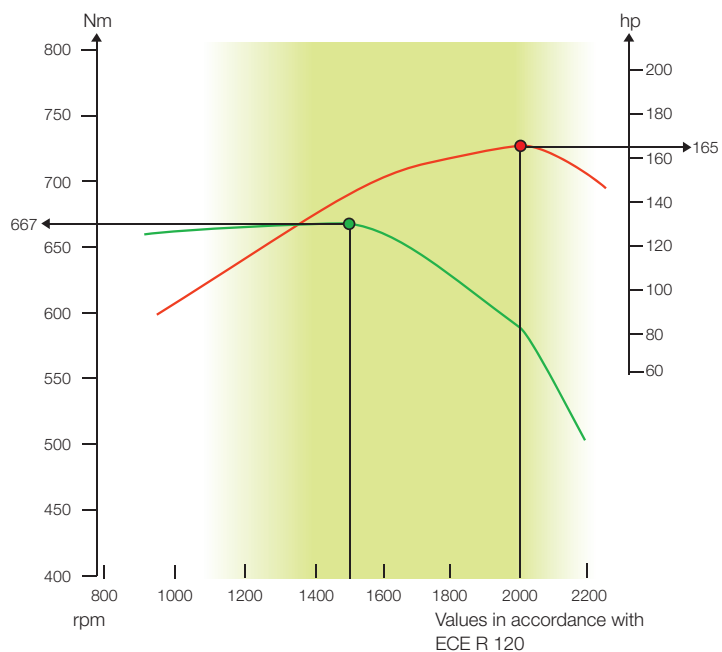


State-of-the-art, turbocharged, 6.8 litre, 6-cylinder engines.

The electronically controlled, common rail injection system delivers the fuel precisely while at the same time keeping overall consumption low. Its high torque is impressive right down to the bottom end of the rpm range, and a huge torque rise allows the ARION 600 C to just hang on in, in the toughest conditions. Thanks to the 280 litre tank capacity, you'll always have enough fuel on board for long working days.

The good gear spacing of the QUADRISHIFT transmission with four powershift speeds and the use of ECO PTO shafts allow you to save even more fuel. Four PTO speeds are available (540/540 ECO/1000/1000 ECO). The PTO is engaged by an electronically controlled multi-disc clutch.

ARION 640 C





Under load in the field?
Quick manoeuvring with the front loader?

The powerful QUADRISHIFT transmission in the ARION 600 C will master any task with minimal loss of power.


You don't need a shift lever or a clutch pedal to operate the ARION 600 C. Instead, you simply use your right hand to push the "+/-" button and the range shift button on the hand throttle. This allows you to shift all four powershift speeds and ranges up and down quickly and conveniently, so that you can concentrate fully on the job in hand. You only need the clutch pedal for manoeuvring.

QUADRISHIFT
4 powershift speeds

The tried-and-tested REVERSHIFT electrohydraulic clutchless reverser on the steering wheel facilitates rapid and convenient turning, which is performed effortlessly using the left hand, leaving the right hand free to control the rear linkage and spool valves at the headlands.

4 hydraulically
controlled ranges

Designed for special applications such as potato lifting and vegetable cultivation, the creep gear offers 32 gears with a minimum speed from 140 m/h.



REVERSHIFT
clutchless reverser

Creep gears

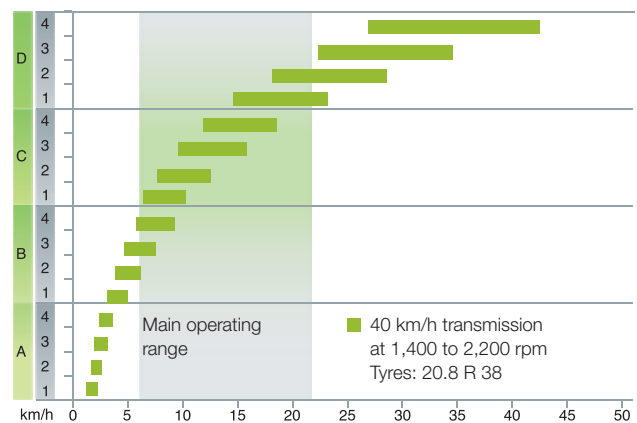
REVERSHIFT gives you a smooth reversing gear that you can operate with your fingertips.



No shift lever, no clutch pedal – with QUADRISHIFT, one press of a button is all you need.



With the excellent gear spacing of the QUADRISHIFT transmission, you can perform a significant part of your work in the main operating range without having to change the gear range.



Optimum weight distribution for high tractive power and stability.

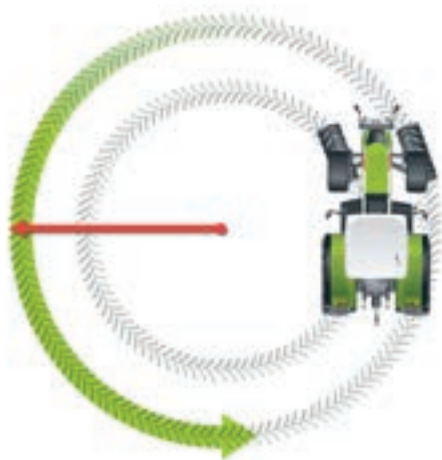


Sophisticated design.

Grass harvesting or late autumn drilling are peak working times when you need to avoid idle periods wherever possible. With a turning radius of just 4.85 m, the ARION 600 C is one of the most agile tractors in its class.

A maximum steering lock of 55° is possible, thanks to the pivoting front mudguards. As a result, you save valuable centimetres and precious minutes when making turning manoeuvres. In conjunction with a front loader, the ARION 600 C boasts excellent manoeuvrability.

All models in the ARION 600 C series are available ex factory with brake booster units for maximum driving safety on the road.





Wheelbase and weight distribution are significant factors in achieving effective traction and driving stability on the road. The much-praised design of the ARION 600 model series, with its long wheelbase (2.82 metres) and even weight distribution (close to 50% at the front, 50% at the rear), is the basis for its high traction and excellent stability.

The perfect combination. A short overall length for:

- Good manoeuvrability
- Short trailer combination on the road
- Good visibility
- Good guidance of front-mounted implements

A long wheelbase and excellent weight distribution for:

- High level of driving comfort
- Directional stability
- Higher tractive power
- Good and secure road holding
- Greater stability with implements attached





Tackling the job in style.

Whatever the job at hand, the ARION 600 C is in its element. The powerful hydraulic system has two selectable circuits and up to three auxiliary spool valves.

The rear linkage applies max. 6.9 tonnes at the ball ends, and the 98 litre hydraulic pump allows a hydraulic spool valve and the rear linkage to be used simultaneously. With your ARION 600 C, you can easily combine various high-performance implements to make great savings on costs and working hours.

The ARION 600 C offers a wealth of hitch options for increased flexibility, such as a swinging drawbar or PITON FIX.


The TCE 15 T rear linkage control system is based on a Bosch electronic linkage control system with digital control.

The systems reduce your personal workload while ensuring a high level of safety and maximum traction. The back of the ARION 600 C is clearly and ergonomically laid out. The couplers on the spool valve blocks are easily accessible, ensuring quick connection and disconnection every time.

Fully integrated and equipped with folding lift arms, the front linkage is characterised by reduced spacing between ball ends and front axle to ensure optimal ground tracking. Combined with the front PTO shaft, it broadens the ARION 600 C's scope of application.



Just sit back and relax,
and let the machine do
the work for you.



Rear linkage

All systems go: the ARION 600 C with CLAAS front loader.



Uncompromising comfort standards,
including front loader work.

CLAAS front loaders feature high-quality technology and top workmanship. They complement the quality of the ARION 600 C perfectly. Operation of the different joystick variants is so easy, and the view to the working area is excellent.

ARION	FL 150	FL 120 / FL 120 C
640 C	<input type="checkbox"/>	<input type="checkbox"/>
630 C	<input type="checkbox"/>	<input type="checkbox"/>
620 C	–	<input type="checkbox"/>
Lifting height m	4.60	4.15

Available – Not available





The CLAAS front loader has many outstanding features:

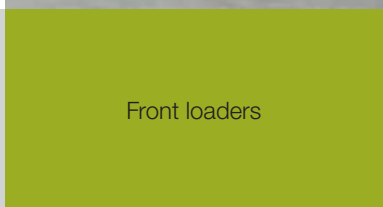

- FL series with hydraulic parallel guidance, all lines integrated into the lift arms
- FL C series with or without mechanical parallel guidance
- Two convenient control options to choose from: PROPILOT and FLEXPILOT
- FITLOCK system for quick and convenient attaching / detaching
- MACH quick attachment coupler for electric and hydraulic circuits
- SHOCK ELIMINATOR vibration damping for exceptional driving comfort
- Excellent lifting power and a wide selection of attachments
- FASTLOCK hydraulic locking for attachments
- MACH 2 for rapid and secure coupling of implements' hydraulic connections
- And not forgetting the full CLAAS service



FL front loader



FL C front loader



Front loaders


The image shows the interior of a vehicle cab, likely a truck or heavy-duty car. The view is from the passenger side looking towards the driver's seat. A black steering wheel is visible on the right, with a dashboard featuring several gauges and a digital display. The driver's seat is upholstered in a grey and green patterned fabric. The center console and gear shift area are visible in the foreground. The overall lighting is bright, suggesting a well-lit interior.

Comfortable perspectives.



- Uncompromising driver comfort
- Spacious cab and excellent operating comfort
- 4-point cab suspension
- Long wheelbase for good road handling

Comfort



Comfort – typical for CLAAS.

CLAAS tractors have established a great reputation for comfort – and needless to say, the ARION 600 C is no exception.

Full four-way suspension.

Four suspension points mean that the cab is fully isolated from the chassis, preventing impacts and vibration from reaching the driver. Longitudinal and lateral struts join the suspension points and keep the cab stable when turning corners or braking. An adjustable torsion strut makes it possible to choose between three different suspension hardnesses. The entire suspension system is completely maintenance-free.

Total comfort, and easy on your back.

Point for point, added driving comfort.

- Easy-to-use QUADRISHIFT transmission, completely shiftable without clutch actuation
- Proven 4-point cab suspension
- Vibration damping on front and rear linkages
- Comfortable, air-suspended driver's seat
- Spacious cab
- Powerful air conditioning system
- Effective noise insulation
- Straightforward operation
- Lighting concept with up to ten work lights
- Long wheelbase for improved road handling



Comfort

Come evening, the work's done – and the driver's still full of energy.



Each manoeuvre engaged instantaneously.

Our engineers design our tractors based on one simple premise: the machine should adapt to the user, and not the other way round.

The driver shouldn't have to read a huge user manual before operating the tractor. Good tractors can be operated simply and easily.

The multi-adjustable driver's seat can be adjusted to suit the driver perfectly. All the controls and instruments are ergonomically arranged to create a healthier working environment. You can easily control engine speeds and forward speed, and all the QUADRISHIFT transmission shifting functions, using the buttons on the hand throttle. You have full control of the working speed and can concentrate fully on the job in hand.



A pleasant working environment.

The storage compartment in the left-hand console and the drinks holder provide enough space to store a telephone, documents, drinks and a packed lunch.

The cooled drinks compartment is right next to the instrument panel and can take a 1.5 litre bottle. Practical on hot summer days.

A clear, easy-to-read display gives you all the relevant information you need. It's unlikely that you'll find a tractor that will help you with your daily work more efficiently.



Comfort



ISOBUS implement control.

Thanks to the CLAAS ISOBUS-compatible display, the driver can control a number of different ISOBUS implements from the cab. There's no need to change the display when changing implement – it stays safely in the tractor cab.

The attached implement is controlled by means of a machine-specific screen.

Even greater control.



S10



S7



COMMUNICATOR

The way you want it.

Portable displays from CLAAS offer a flexible control option for ISOBUS and steering systems. The terminal can also be moved from one tractor or self-propelled harvester to another, depending on the season or job in hand. Fit your AXION 600 C with the equipment you need, straight from the factory or as a retrofit option.

- S10: high-resolution 10.4" touchscreen terminal with steering and ISOBUS functions: up to four cameras can be viewed
- S7: high-resolution 7" touchscreen terminal with steering functions
- COMMUNICATOR: 5.7" terminal with ISOBUS functions

Always on the right track. CLAAS steering systems.



Improve the quality of your work.

CLAAS steering systems take the pressure off the driver. They show in advance which direction to take, or automatically steer the tractor along the best possible path. Mistakes and overlapping are eliminated. Studies have shown that a modern parallel guidance system can save up to 7% on diesel fuel, machine costs, fertiliser and crop protection products

The GPS PILOT automatic steering system is controlled by the S10 and S7 touchscreen terminals (see page 23) which feature a very simple and user-friendly menu-guided interface.

Automatic steering at the headland.

The AUTO TURN function takes care of turning manoeuvres at the headland. The direction of the turn and the next track to be worked are pre-selected on the terminal. The steering system does the rest.

Correction signal to meet individual needs.

The design of the CLAAS range enables you to extend your system easily at any time. This applies just as much to the terminal technology as to the use of today's essential correction signals.

CLAAS steering systems can be used with GPS and GLONASS satellite systems to enhance their flexibility and operational capabilities.

In addition to hydraulic steering, the GPS PILOT S3 can also be used with the GPS PILOT FLEX automatic steering wheel. This is particularly recommended for seasonal work.





The correction signals.

RTK

- +/- 2 to 3 cm
- Base station
- Range approx. 15 km
- Own reference station or reference signal is provided by the local dealer
- Highest possible repeatable accuracy

RTK NET

- +/- 2 to 3 cm
- Correction signal via mobile phone network
- Dual-frequency signal
- Unrestricted working radius
- Highest possible repeatable accuracy
- Subject to licence

BASELINE HD

- +/- 4 to 6 cm
- Mobile reference station
- Range 3 to 5 km
- Free of licence fees
- Internal correction signal
- Integrated rechargeable battery


OMNISTAR XP / HP / G2

- +/- 5 to 12 cm
- Satellite-based correction signal
- Dual-frequency signal
- Subject to licence

EGNOS / E-DIF

- +/- 15 to 30 cm
- Free of licence fees
- Base accuracy

For further information about steering systems, see the CLAAS Steering Systems brochure or ask your CLAAS dealer.



Steering systems



Quick maintenance, thanks to easy accessibility.

You can access all the relevant areas in no time at all. Lift the one-piece bonnet in just a few simple steps – the engine can be easily accessed even when the front loader is attached. The air filter and hinged radiators are positioned so they can be replaced or cleaned as necessary, and the radiators can be quickly tilted out of the way, thanks to the turn lock fasteners. Another feature that saves time during maintenance: the cab filter is not located in the roof area, but is instead positioned in an easily accessible location in front of the cab.

The ARION 600 C can be refuelled just like a passenger car. The tank holds 280 litres of fuel – plenty for those long working days.

The benefits for you:

- You can carry out simple maintenance operations yourself
- You have access to the most important maintenance points
- Long maintenance intervals allow you greater flexibility of operation
- Long-term maintenance also means lower costs
- Powercore air filter for longer cleaning intervals

Not a minute of your
time wasted – even
during maintenance.



Close at hand. CLAAS Service.

Round-the-clock assistance.

You can count on the professionalism and dependability of our First CLAAS Service® team every minute you are out on site. CLAAS importers and sales partners provide a full spare parts supply and reliable round-the-clock customer service worldwide.

We speak the same language.

CLAAS dealers are highly trained and equipped with all the specialist tools required. Just as important is the fact that they also have an intimate knowledge of the workings of your farm or contractor business, and know exactly what you expect in terms of skill and reliability.

We're there where you need us.

Our central spare parts warehouse delivers all ORIGINAL CLAAS parts quickly and reliably all over the world. The extensive network of CLAAS dealers ensures that they reach their destination as quickly as possible – wherever you happen to be.





For peace of mind. CLAAS service products.

Increase reliability, minimise the repair and breakdown risk, base your calculations on predictable costs. With CLAAS service products you can create your own service package from a range of components. Three products are available:

- CLAAS annual inspection
- CLAAS CARE
- CLAAS MAXI CARE

Your benefits at a glance:

- Longer machine service life
- Professionally equipped dealer workshop
- Advice on specialist equipment and retrofitting
- Keep your machine in top working condition
- Minimise downtime
- Fixed cost planning
- Long-term value retention
- CLAAS ORIGINAL parts and service products are used as recommended




First CLAAS Service

ARION 600 C

		640 C	630 C	620 C
Dimensions				
Height				
Rear wheels		20.8 R 38	20.8 R 38	20.8 R 38
Front wheels		16.9 R 28	16.9 R 28	16.9 R 28
Centre rear axle – cab upper edge (a)	mm	2110	2110	2110
Overall height (b)	mm	3055	3055	3055
Length				
Wheelbase (c)	mm	2820	2820	2820
Distance, rear axle – lower link (d)	mm	1198	1198	1198
Length with front ballast and trailer hitch (e)	mm	5155	5155	5155
Ground clearance				
Front axle (f)	mm	464	464	464
Rear axle (g)	mm	539	539	539
Weight				
(Standard tyres, with oil and fuel, fixed front axle, with driver)				
Rear wheels		18.4 R 38	18.4 R 38	18.4 R 38
Front wheels		14.9 R 28	14.9 R 28	14.9 R 28
Weight without ballast	kg	5926	5870	5600
Max. front ballast without front linkage	kg	700	700	700
Weight distribution with 600 kg front weight (rear/front)	%	54/46	55/45	55/45
Permissible gross weight (40 km/h version)	kg	9250	9250	9250
Tyres				
Rear tyres	Front tyres			
480/80 R 38 ²	400/80 R 28 ²	□	□	□
540/80 R 38 ²	440/80 R 28 ²	□	□	□
18.4 R 38 (460/85 R 38)	14.9 R 28 (380/85 R 28)	□	□	□
520/70 R 38	420/70 R 28	□	□	□
600/65 R 38	480/65 R 28	□	□	□
650/60 R 38 ¹	520/60 R 28 ¹	□	□	□
20.8 R 38 (520/85 R 38)	16.9 R 28 (420/85 R 28)	□	□	□
580/70 R 38	480/70 R 28	□	□	□
650/65 R 38	540/65 R 28	□	□	□

● Standard ○ Optional □ Available – Not available

¹ XEOBIB ² Tyres with industrial tread



ARION 600 C

	640 C	630 C	620 C
Engine			
Manufacturer	DPS	DPS	DPS
Number of cylinders/intake	6/TI	6/TI	6/TI
Cubic capacity	cm ³ 6788	6788	6788
Nominal engine speed	rpm 2200	2200	2200
Output at nominal engine speed (97/68/EC ¹)	kW 116	113	103
Output at nominal engine speed (ECE R 120 ²)	kW/hp 114/155	107/145	99/135
Max. output (ECE R 120 ²)	kW/hp 121/165	114/155	103/140
Output at nominal engine speed (ECE R 24)	kW/hp 110/150	103/140	96/130
Max. output (ECE R 24)	kW/hp 118/160	110/150	99/135
Max. output at engine speed	rpm 2000	2000	2000
Constant output	rpm 400	400	500
Engine speed at max. torque	rpm 1500	1500	1500
Max. torque (ECE R 120 ²)	Nm 667	633	580
Electronically controlled injection pump	●	●	●
Air filter dust aspiration	●	●	●
Fuel tank capacity	l 280	280	280
Oil-change interval	h 500	500	500
Transmission			
Ratios F/R	16/16	16/16	16/16
Min. speed	km/h 2.1	1.9	2.0
Max. speed	km/h 40	40	40
REVERSHIFT clutchless reverser	●	●	●
Number of powershift speeds	4	4	4
Electrohydraulically controlled ranges	4	4	4
Oil-change interval	h 1000	1000	1000
Rear axle			
Electrohydraulically connected differential locks	●	●	●
Automatic differential locks	●	●	●
Max. rear tyres	650/65 R 38	650/65 R 38	650/65 R 38
PTO			
Wet multi-disc clutch	●	●	●
Remote control emergency stop	●	●	●
540/1000	●	●	●
540/540E/1000/1000E	○	○	○
Changeable PTO stub	●	●	●
Number of splines	6/8/21	6/8/21	6/8/21

● Standard ○ Optional □ Available – Not available

¹ Performance data fit criteria for admissibility. Performance as per 97/68/EG is identical to zu 2000/25/EC. ² Meets ISO TR 14396

ARION 600 C

	640 C	630 C	620 C
4-wheel drive front axle			
Electrohydraulic operation	●	●	●
Automatic 4-wheel drive	●	●	●
Max. steering angle	Degrees 55	55	55
Turning radius	m 4.85	4.85	4.85
Track	mm 1950	1950	1950
with tyres	14.9 R 28	14.9 R 28	14.9 R 28
Wet multi-disc clutch	●	●	●
Pivoting mudguards	○	○	○
Hydraulics			
Open hydraulic circuit I	–	●	●
Flow at rated speed	l/min –	60	60
Max. operating pressure	bar –	200	200
Open hydraulic circuit II	●	○	○
Flow at rated speed	l/min 98	98	98
Max. operating pressure	bar 200	200	200
Number of spool valves	3	3	3
Flow control on one electronic spool valve	●	●	●
Front linkage			
Max. lifting power	t 3.8	3.8	3.8
Front PTO 1000 rpm	○	○	○
Rear linkage			
Max. lifting capacity at ball ends	kg 6900	6900	6500
Continuous lifting power at ball ends	kg 4200	4200	4100
Lifting range	mm 748	748	745
Vibration damping	●	●	●
Hydraulic trailer brake	○	○	○
Air brake system	○	○	○
Trailer socket	●	●	●
25 amp socket	●	●	●
Cab			
Unsprung	●	●	●
4-point suspension	○	○	○
Air conditioning	●	○	○
Cooler compartment	●	○	○

● Standard ○ Optional □ Available – Not available

CLAAS continually develops its products to meet customer requirements. This means that all products are subject to change without notice. All descriptions and specifications in this brochure should be considered approximate and may include optional equipment that is not part of the standard specifications. This brochure is designed for worldwide use. Please refer to your nearest CLAAS dealer and their price list for local specification details. Some protective panels may have been removed for photographic purposes in order to present the function clearly. To avoid any risk of danger, never remove these protective panels yourself. In this respect, please refer to the relevant instructions in the operator's manual. All technical specifications relating to engines are based on the European emission regulation standards: Stage. Any reference to the Tier standards in this document is intended solely for information purposes and ease of understanding. It does not imply approval for regions in which emissions are regulated by Tier.

Features to win you over:

Comfort.

- CLAAS comfort concept with 4-point cab suspension
- High comfort, air-conditioned cab
- Long wheelbase for enhanced driving comfort and ideal weight distribution
- Shifting operations via +/- and shift keys without clutch
- TCE 15 T manages the lifting functions
- Up to ten work lights for panoramic lighting

High performance.

- DPS 6-cylinder engine
- Common-rail injection system
- Max. output 145–165 hp to ECE R 120
- QUADRISHIFT transmission
- Creep gear from 140 m/h
- Three mechanical spool valves
- 60 or 98 l/min hydraulic output
- CLAAS front loaders
- PTO speed: 540 and 1,000 standard or ECO
- First CLAAS Service



CLAAS KGaA mbH
Postfach 1163
33416 Harsewinkel
Deutschland
Tel. +49 (0)52 47 12-0
claas.com

LRC / 332012000314 KK DC 0414 / 00 0256 207 6